



Total Solution Provider in Saw Device

SA2535DM

WIRELESS, RF SAW Filter
Revision 0: February 2008



- Electrical Characteristics
 - Package Dimensions
 - Testing Environment
 - Frequency Characteristics
-

SAWNICS Inc.

460 Cheonheung-ri, Seonggeo-eup, Cheonan-si, Chungcheongnam-do, 330-836 / Korea.
Tel: +82 41 550 9372 / Fax: +82 41 550 9399 / www.sawnics.com

□ Electrical Characteristics

Maximum Ratings

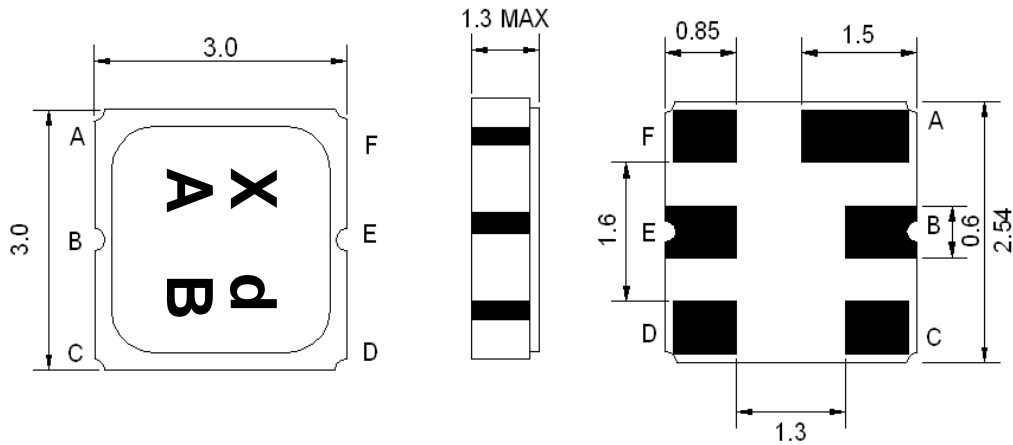
| Parameters Description | Unit | Minimum | Typical | Maximum |
|--|-----------------|---------|-----------|---------|
| Operating Temperature Range | °C | -40 | | +85 |
| Storage Temperature Range | °C | -40 | - | +85 |
| Maximum DC Voltage | V | - | - | 0 |
| Maximum Input Power | dBm | - | - | 10 |
| Source Impedance (single ended) ⁽¹⁾ | Ω | - | 50 | - |
| Load Impedance (single ended) ⁽¹⁾ | Ω | - | 50 | - |
| Package type & size | M | | | |
| Length x Width | mm ² | - | 3.0 x 3.0 | - |
| Height | mm | - | - | 1.3 |

Electrical Specification

| Parameters Description | Unit | Minimum | Typical | Maximum |
|---|-------------------|---------|---------|---------|
| Center Frequency (Fo) | MHz | - | 2535.0 | - |
| Insertion Loss within 2500.0 ~ 2570.0 MHz | dB | - | 2.8 | 3.5 |
| Amplitude Ripple within 2500.0 ~ 2570.0 MHz | dB _{p-p} | - | 1.3 | 2.0 |
| Attenuation: | | | | |
| 200.0 ~ 225.0 MHz | dB | 30 | 38 | - |
| D.C ~ 2400.0 MHz | dB | 23 | 28 | - |
| 2070.0 ~ 2150.0 MHz | dB | 25 | 30 | - |
| 2185.0 ~ 2260.0 MHz | dB | 28 | 33 | - |
| 2390.0 ~ 2470.0 MHz | dB | 5 | 10 | - |
| VSWR within 2500.0 ~ 2570.0 MHz | - | - | 1.8 | 2.3 |

Notes : (1) No Matching Network (Ref. Testing Environment Circuit as shown below).

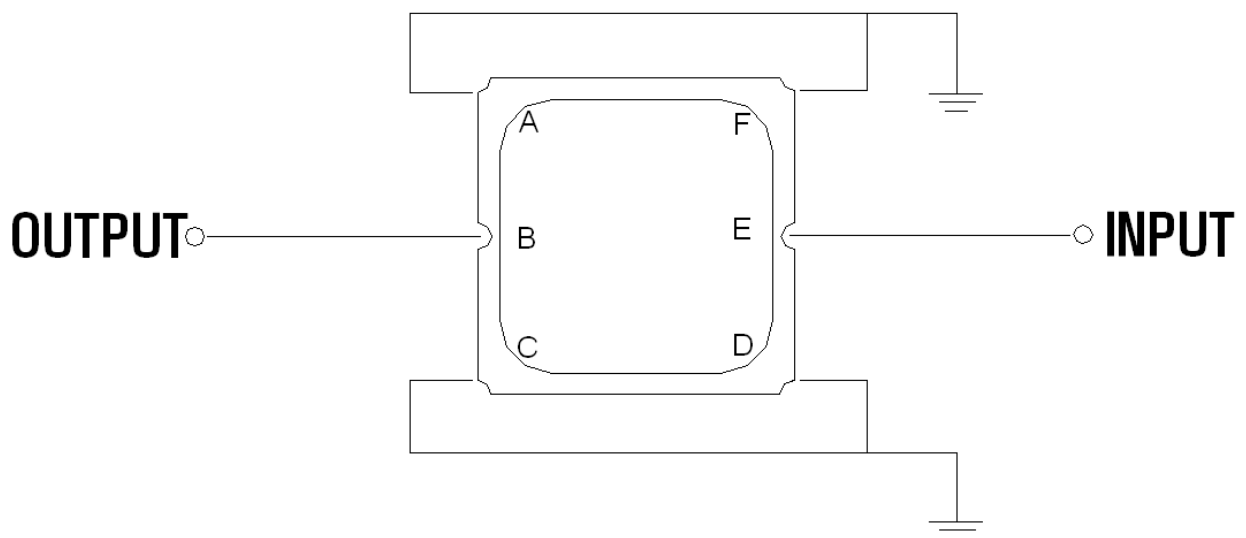
Package Dimensions



| Marking Descriptions | |
|----------------------|----------------------|
| X | Wireless Application |
| d | Series Number |
| A | Date Code(Year) |
| B | Date Code(Month) |

| Pin Description | |
|-----------------|--------|
| A, C, D, F | Ground |
| E | In |
| B | Out |

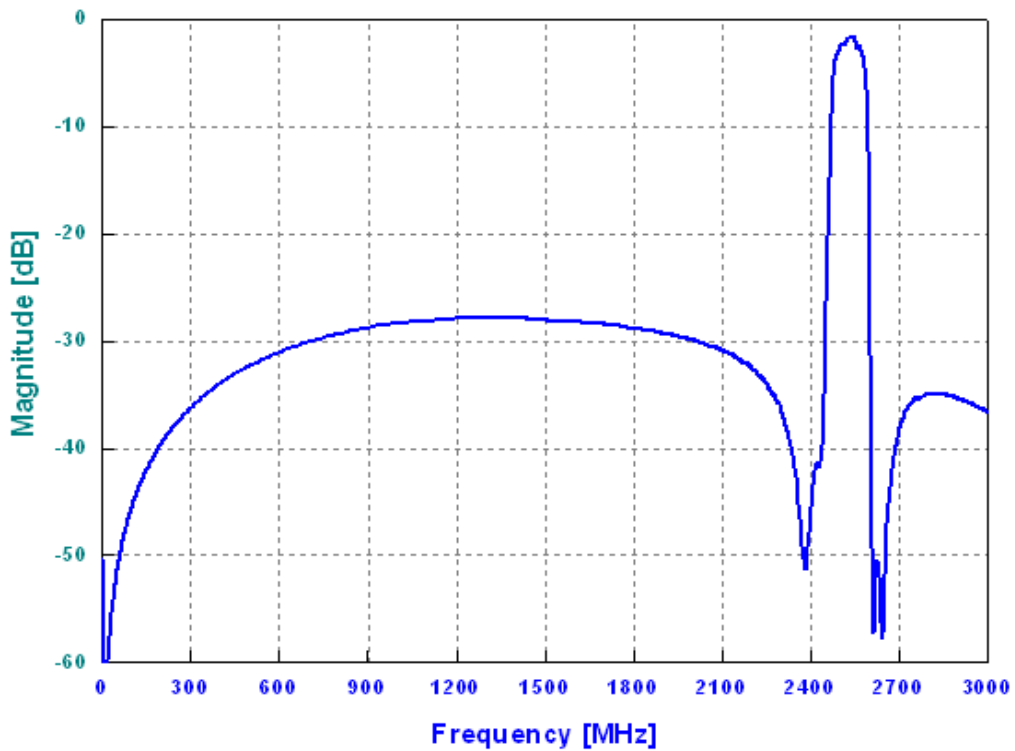
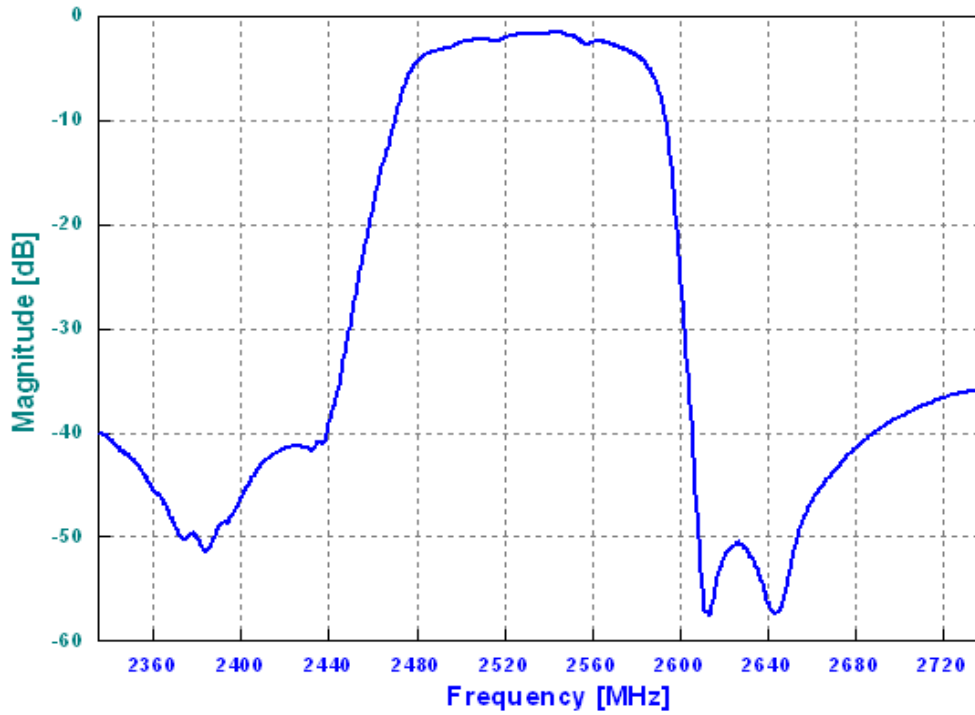
Testing Environment



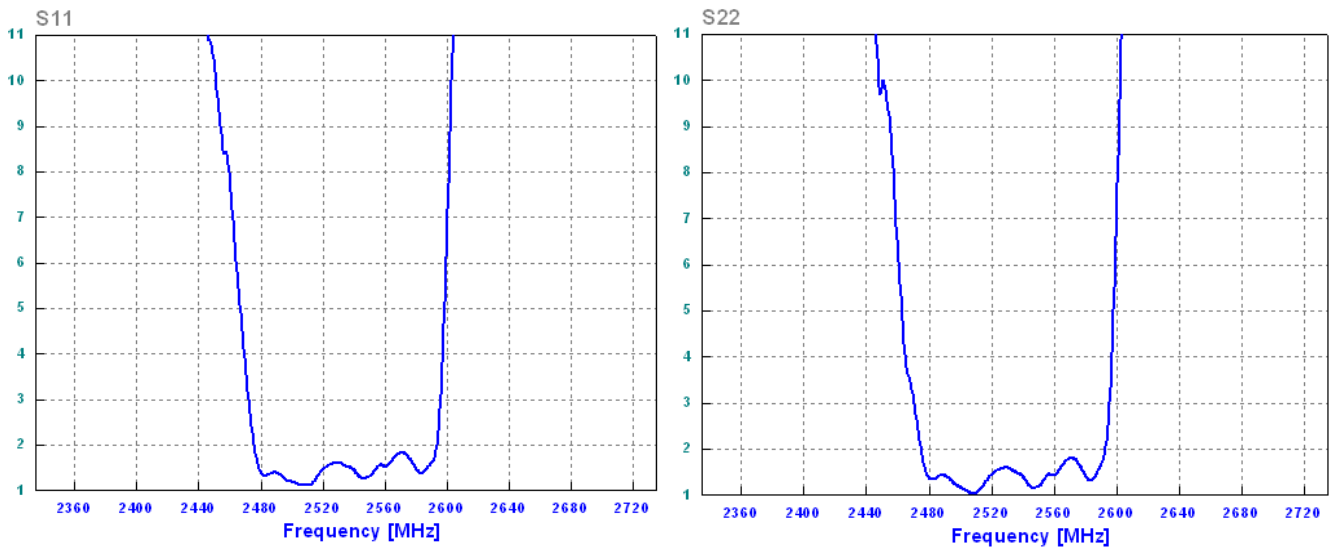
Source & Load Impedance: 50 Ω

□ Frequency Characteristics

Frequency Response



VSWR



Smith Chart

